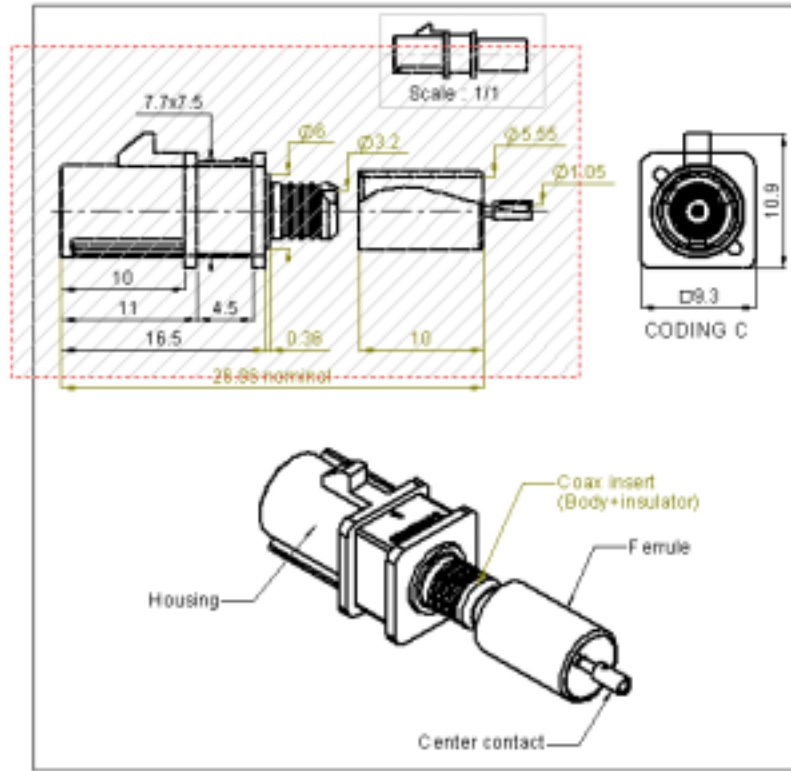


HOUSING + STRAIGHT MALE JACK
CRIMP TYPE 5/50S CABLE PACK500

R197.134.C01
 Series : **SMB**
CARLOCK



All dimensions are in mm.

HOUSING

PA6.6 GF15 (POLYAMIDE)

UL CLASSIFICATION
UL 94 V-2

COLOR
BLUE RAL 5005



COMPONENTS	MATERIALS	PLATINGS (µm)
BODY	BRASS	NICKEL 2
CENTER CONTACT	BRASS	GOLD 0.8 OVER NICKEL 2
OUTER CONTACT	-	-
INSULATOR	PTFE	
GASKET	-	
OTHERS PARTS	BRASS	NICKEL 2

Issue : 0737 B

In the effort to improve our products, we reserve the right to make changes judged to be necessary.



HOUSING + STRAIGHT MALE JACK

CRIMP TYPE 5/50S CABLE PACK500

R197.134.C01

Series : **SMB**
CARLOCK

PACKAGING

Standard	Unit	Other
500	'W' option	Contact us

SPECIFICATION

SAE/USCAR-17 Rev.1 (October 2002)
SAE/USCAR-2 Rev.3 (February 2001)
SAE/USCAR-18 Rev.2 (January 2003)

ELECTRICAL CHARACTERISTICS

Impedance	50	Ω
Frequency	0-4	GHz
VSWR	1.20 + 0,0000	x F(GHz) Maxi
Insertion loss	0.05	\sqrt{F} (GHz) dB Maxi
RF leakage	-45	- F(GHz)) dB Maxi
Voltage rating	335	Veff Maxi
Dielectric withstanding voltage	1000	Veff mini
Insulation resistance	1000	M Ω mini

CABLE ASSEMBLY

Stripping	a	b	c	d	e	f
mm	2,40	5,50	10,2	0,00	7,80	0,00

Assembly instruction : **Page 3**

Recommended cable(s)
RG 58

MECHANICAL CHARACTERISTICS

Center contact retention		
Axial force – Mating end	10	N mini
Axial force – Opposite end	10	N mini
Torque	NA	N.cm mini

Characteristics indicated on this data sheet are those that can be achieved with the highest performance cable. Intrinsic limitations of the cable may diminish the performance of the assembly

Cable retention

- pull off	180	N mini
- torque		- N.cm

TOOLING

Part Number	Description	Hexagon
R282.293.000	CRIMPING TOOL M22520/5-01	
R282.235.910	CRIMPING DIES	Square 1.1
R282.235.011	CRIMPING DIES M22520/5-11	5.41
R282.281.000	CRIMPING TOOL	2x4pts 7 pos
R282.967.034	POSITIONER FOR TOOL R282 281	

Recommended torque		
Mating	NA	N.cm
Panel nut	NA	N.cm
Clamp nut	NA	N.cm
A/F clamp nut	0,0000	mm
Mating life	100	Cycles mini
Weight	2,9538	g

ENVIRONMENTAL

Operating temperature	-40/+110	$^{\circ}$ C
Hermetic seal	NA	Atm.cm3/s
Panel leakage	NA	

OTHERS CHARACTERISTICS

Depends on the cable used
VSWR : 1.20 maxi at 4GHz

Issue : **0737 B**

In the effort to improve our products, we reserve the right to make changes judged to be necessary.



HOUSING + STRAIGHT MALE JACK

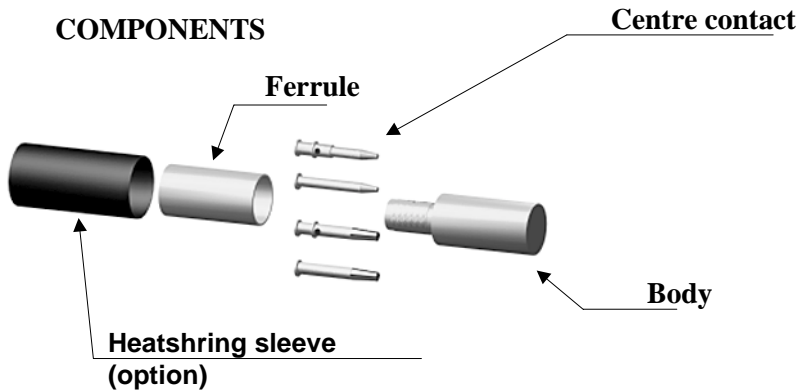
CRIMP TYPE 5/50S CABLE PACK500

R197.134.C01

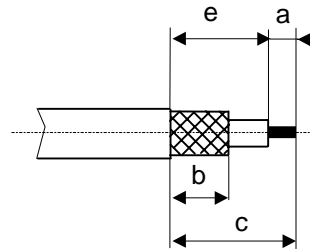
Series : SMB
CARLOCK

Recommended mounting procedure for RG58 cable

COMPONENTS



STRIPPING DIMENSIONS




1

Slide the heatshrink sleeve onto the cable (Option).
Slide the ferrule onto the cable.
Strip the cable.




4

Slide the cable into the body until it bottoms against insulator.




2

Slide the centre contact on until it bottoms against the cable dielectric.
Crimp the centre contact with crimping tool R282.235.910 (square 1.1) or with crimping tool R282.281.000 (7 position 2x4pts) + positioner R282.967.034.




5

Slide the ferrule over the braid.
Crimp the ferrule with crimping tool R282.235.011 (Hex 5.41).



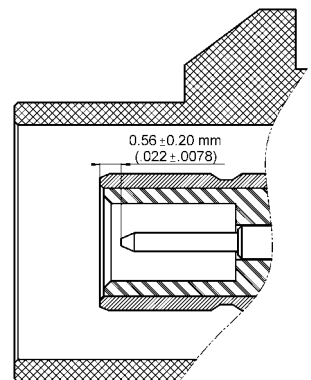
3

Fan the braid.



6

Check the position of the center contact between the top of the body and the top of the center contact : **0.56 ±0.20**.



Issue : 0737 B

In the effort to improve our products, we reserve the right to make changes judged to be necessary.

